

3Q 2016 | STATE MIDDLE MARKET INDICATOR

FLORIDA GROWTH



Revenue Growth vs. National

6.6%

FLORIDA MIDDLE MARKET GROWTH OVER THE PAST 12 MONTHS

6.3%

Past 12 Months National

5.8%

FLORIDA MIDDLE MARKET GROWTH OVER THE NEXT 12 MONTHS

4.9%

Next 12 Months National

Employment Growth

3.2%

FLORIDA MIDDLE MARKET GROWTH OVER THE PAST 12 MONTHS

4.9%

Past 12 Months National

7.0%

FLORIDA MIDDLE MARKET GROWTH OVER THE NEXT 12 MONTHS

4.0%

Next 12 Months National

Florida companies more confident in global and national economies



GLOBAL ECONOMY

63%



NATIONAL ECONOMY

73%



LOCAL ECONOMY

71%

VS. NATIONAL MIDDLE MARKET

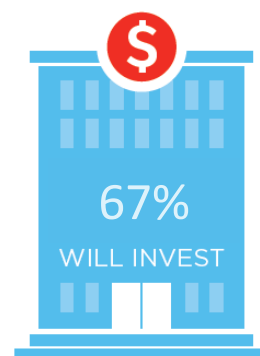
56%

71%

80%

Preparing for growth through capital investment

Middle market companies in Florida are poised to invest.



IN COLLABORATION WITH

MEET FLORIDA'S MIGHTY MIDDLE MARKET

Florida's Middle Market Defined

ANNUAL REVENUE

\$10MM—\$1B



NEARLY

7,000

BUSINESSES



MORE THAN

\$277B

IN ANNUAL REVENUE



REPRESENTS

0.4%

OF ALL FLORIDA
COMPANIES



GENERATES

25%

OF ALL FLORIDA
BUSINESS REVENUE



EMPLOYS

21%

OF THE FLORIDA
WORKFORCE



Diverse



CONSTRUCTION
11.6%



HEALTHCARE
9.6%



RETAIL TRADE
12.4%



FINANCE & INSURANCE
6.1%



PROFESSIONAL
SERVICES
7.8%



MANUFACTURING
11.3%



WHOLESALE
TRADE
14.4%



AGRICULTURE
0.8%

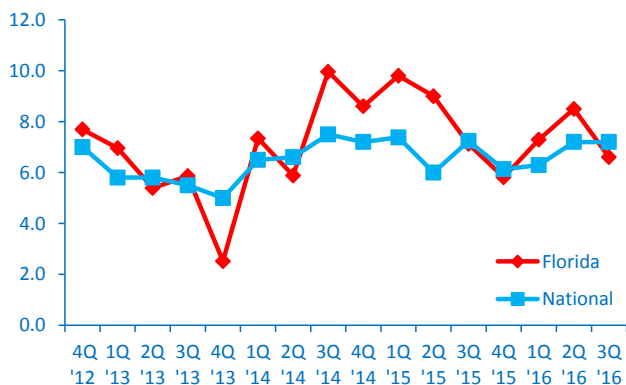


TRANSPORTATION &
WAREHOUSING
3.3%

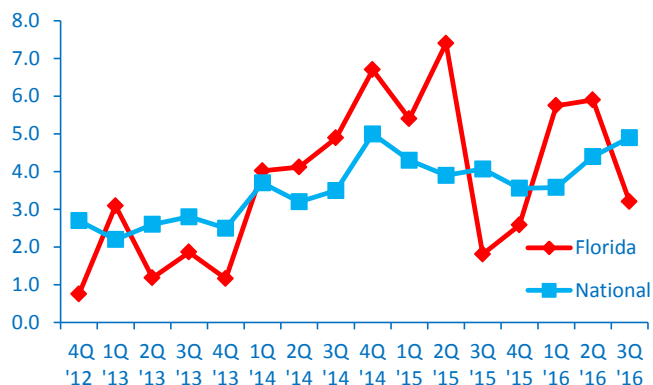
3Q 2016 | STATE MIDDLE MARKET INDICATOR

FLORIDA GROWTH VS. NATIONAL

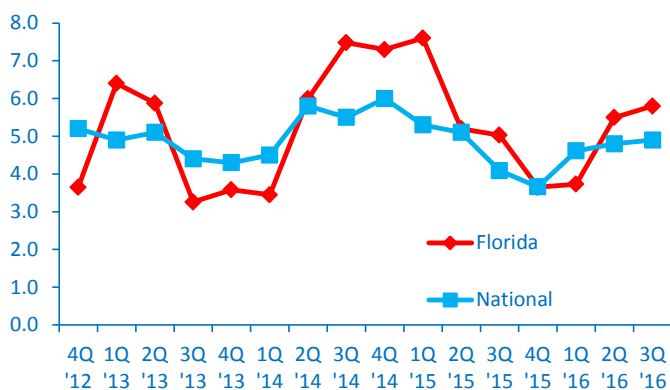
Revenue Growth past 12 months



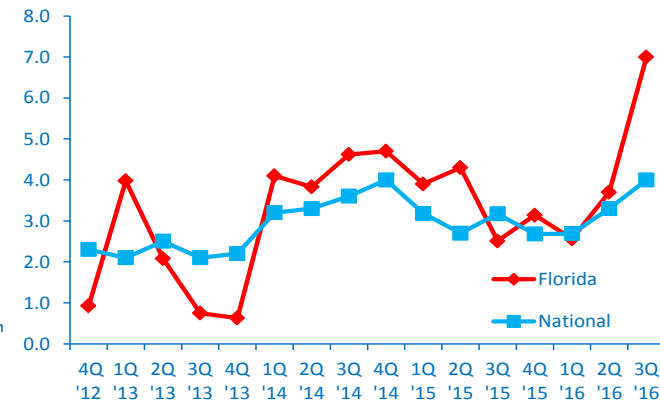
Employment Growth past 12 months



Revenue Growth next 12 months



Employment Growth next 12 months



IN COLLABORATION WITH